Jahresprotokoll Normierte Werte als Monatsmittelwerte

	SO_2		HCL		HF		NO_x		$C_{ges.}$		Hg		Staub		CO	
	$mg/m^3_{(n, tr.)}$		$mg/m^3_{(n, tr.)}$		$mg/m^3_{(n, tr.)}$		$mg/m^3_{(n, tr.)}$		$mg/m^3_{(n, tr.)}$		$\mu g/m^3_{(n, tr.)}$		$mg/m^3_{(n, tr.)}$		$mg/m^3_{(n, tr.)}$	
Grenzwert	50	min./max.	10	min./max.	1	min./max.	150	min./max.	10	min./max.	30	min./max.	5	min./max.	50	min./max.
Jan 24	2,0	0/7	4,0	1/6	0,20	0,2/0,3	65,00	54/85	0,00	0/0	0,00	0/0	0,20	0,1/0,03	26,00	14/54
Feb 24	3,0	0/29	3,0	1/7	0,30	0,2/0,3	76,00	53/108	0,00	0/1	0,00	0/0	0,02	0/0,2	49,00	24/76
Mrz 24	3,0	0/29	4,0	1/7	0,30	0,2/0,3	76,00	53/108	0,00	0/1	0,00	0/0	0,02	0/0,2	47,90	24/76
Apr 24	1,0	0/5	2,0	1/4	0,20	0,2/0,3	71,00	59/90	0,00	0/0	0,00	0/0	0,00	0/0	31,00	21/40
Mai 24	2,0	0/7	3,0	2/5	0,20	0,1/0,2	67,00	49/83	0,00	0/0	0,00	0/0	0,00	0/0	26,00	12/39
Jun 24	2,0	0/8	3,0	2/6	0,10	0,1/0,2	71,00	60/86	0,00	0/0	0,00	0/0	0,00	0/0	28,00	8/85
Jul 24	4,0	0/9	4,0	2/5	0,10	0,1/0,2	69,00	47/89	0,00	0/0	0,00	0/0	0,00	0/0	25,00	11/45
Aug 24	5,0	0/20	3,0	2/4	0,10	0,1/0,2	86,00	67/132	0,00	0/0	0,00	0/0	0,00	0/0	29,00	16/41
Sep 24	4,0	0/13	3,0	2/6	0,10	0,1/0,1	80,00	65/91	0,00	0/0	0,00	0/0	0,00	0/0	26,00	16/39
Okt 24																
Nov 24																
Dez 24																

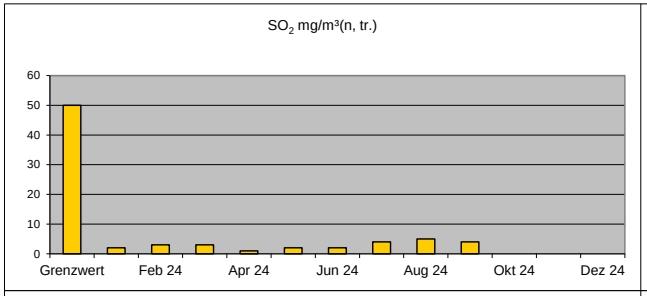

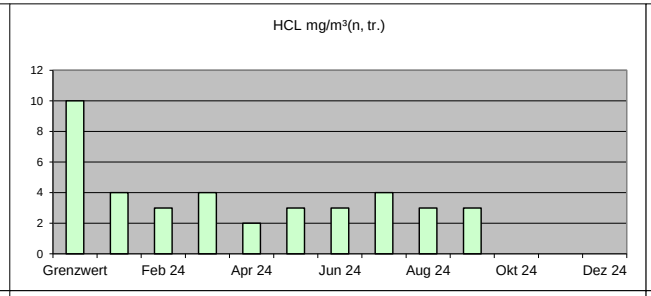

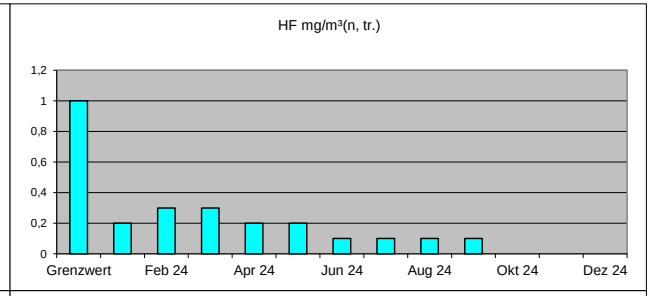

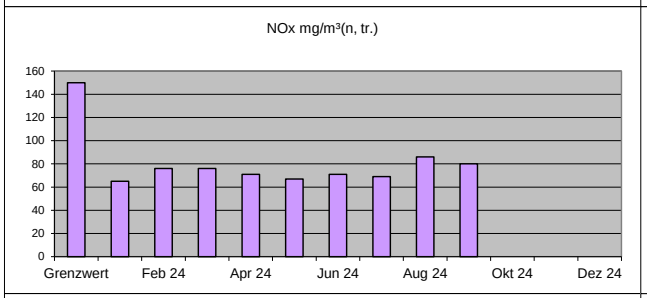

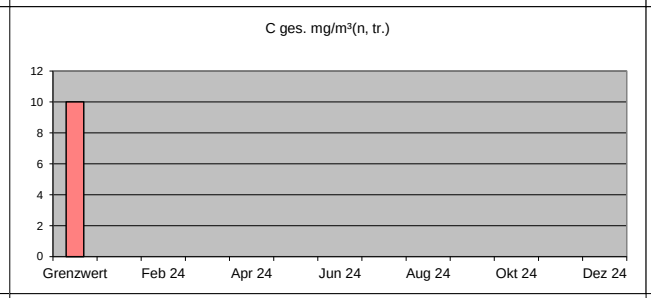



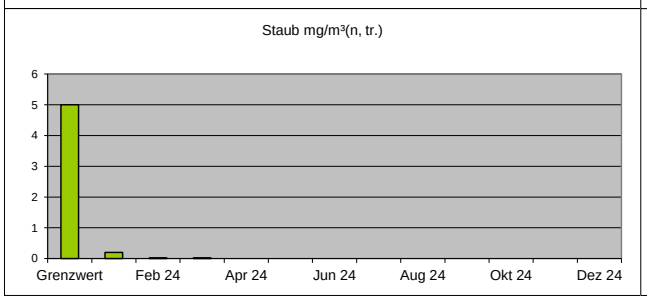

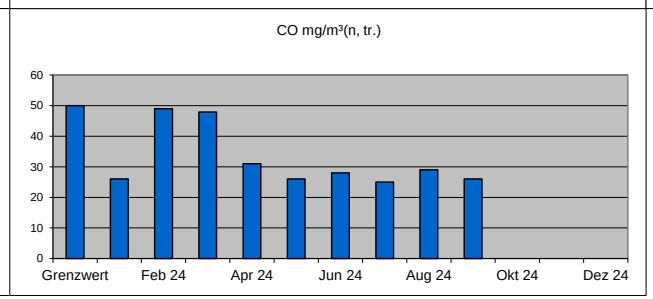

EBE Holzheizkraftwerk GmbH
Neuerostrasse 8
49824 Emlichheim

Emissionswerte als Monatsmittelwerte für
September 2024
08.10.2024
Kraftwerksleiter Jörg Dobbrunz